JIANGSU CHANGJIANG ELECTRONICS TECHNOLOGY CO., LTD

SOT-23 Plastic-Encapsulate Transistors

SOT-23

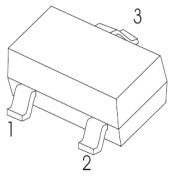

FMMT491

FEATURES

Marking :491

MAXIMUM RATINGS (T_a=25℃ unless otherwise noted)

Symbol	Parameter	Value	Unit
V_{CBO}			
V_{CEO}			
V_{EBO}			
I_{CM}	Peak Pulse	2	

ELECTRICAL CHARACTERISTICS (T_a=25℃ unless otherwise specified)

Parameter	Symbol	Test conditions	Min	Typ	Max	Unit
Collector-base breakdown voltage						
Collector-emitter breakdown voltage	[1]					
Emitter-base breakdown voltage						
Collector cut-off current						μ
Emitter cut-off current						μ
DC current gain						
	[1]					
	[1]					
	[1]					
Collector-emitter saturation voltage	[1]					
	[1]					
Base-emitter saturation voltage	[1]					
Base-emitter voltage	[1]					
Transition frequency						
Collector output capacitance						

[1]Measured under pulsed conditions, Pulse width=300μs, Duty cycle≤2%.





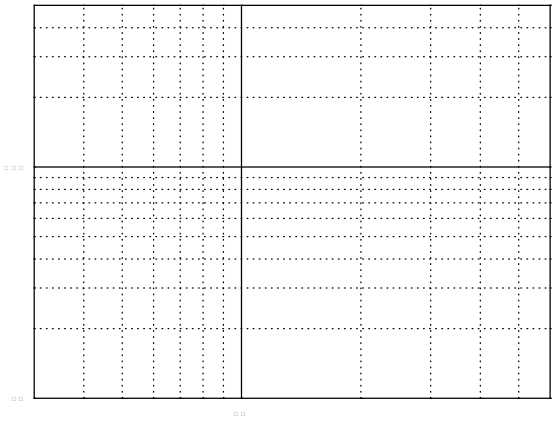

SOT-23 Package Outline Dimensions

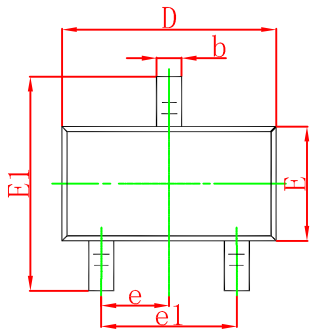

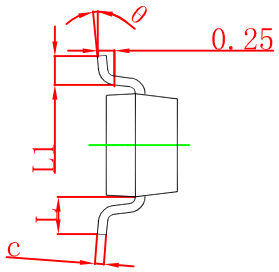

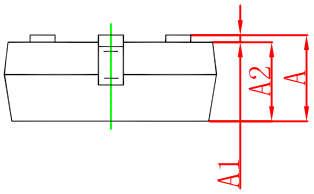

Symbol	Dimensions In Millimeters		Dimensions In Inches	
	Min	Max	Min	Max
θ				

SOT-23 Suggested Pad Layout

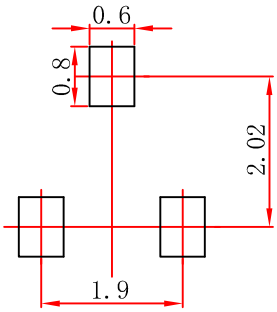

Note:
1.Controlling dimension:in millimeters.
2.General tolerance:± 0.05mm.
3.The pad layout is for reference purposes only.

NOTICE

JCET reserve the right to make modifications,enhancements, improvements, corrections or other changes without further notice to any product herein.JCET does not assume any liability arising out of the application or use of any product described herein.

2000
1500
1000
500