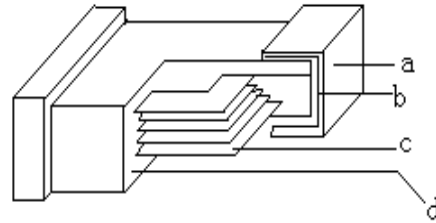
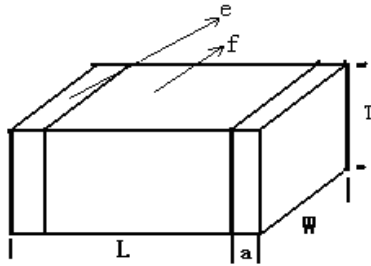


2

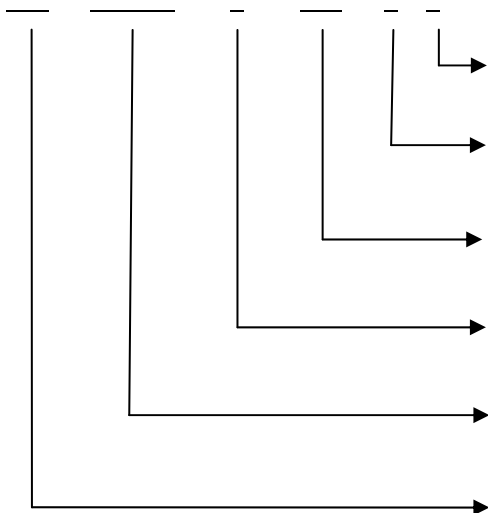
Dimension & Inner-configuration



Size				

3

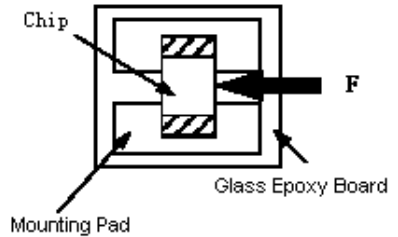
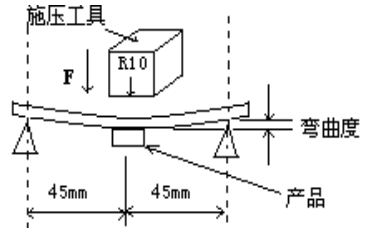
Product Spec. Model



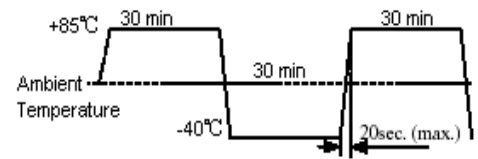
CMH160808 Series								
CMH201209 Series								

5

Reliability Testing Items

			 <p>Chip Mounting Pad Glass Epoxy Board F</p>
			$\begin{matrix} +24 \\ 0 \end{matrix}$ $\begin{matrix} +24 \\ 0 \end{matrix}$
			 <p>施压工具 R10 F 弯曲度 产品 45mm 45mm</p>

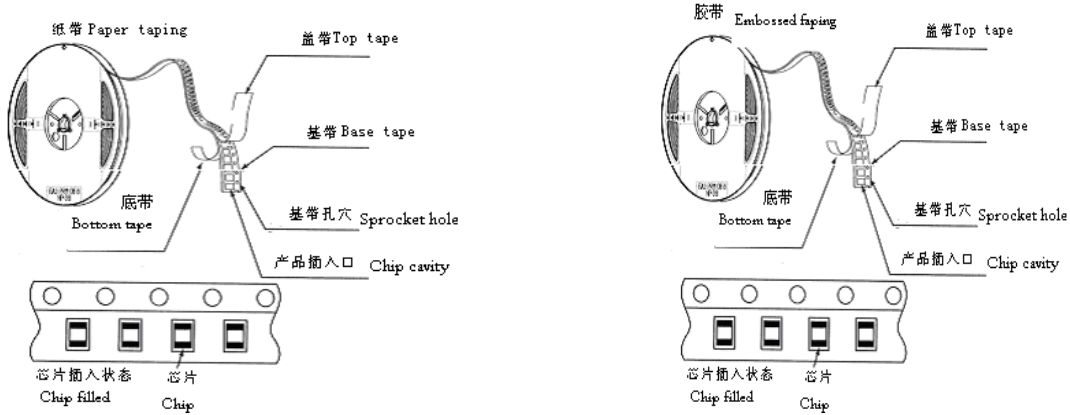
			<p>+24 0</p> <p>1000 +24 0</p> <p>85 2</p>
			<p>+24 0</p> <p>+24 0</p>
			<p>+24 0</p> <p>1000 +24 0</p> <p>85 2</p>

			
--	--	--	--

Note:When there are questions concerning, measurement shall be made after 24 2hrs of recovery under the standard condition.

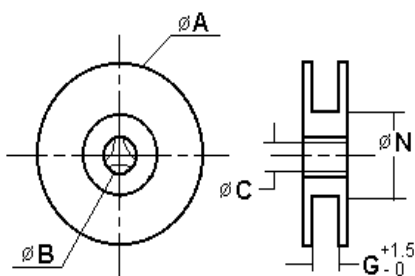
6 Packaging

Taping drawings

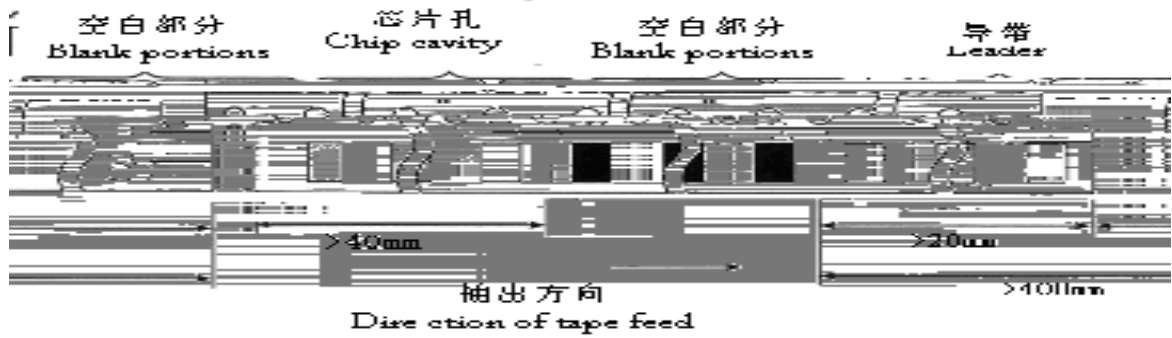


Reel dimensions (Unit:mm)

Size					

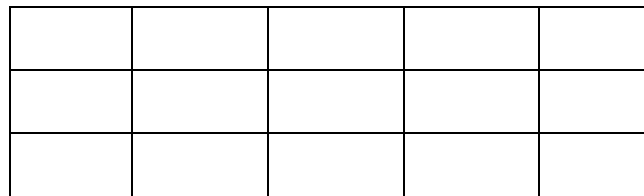



3 Leader and blank portion


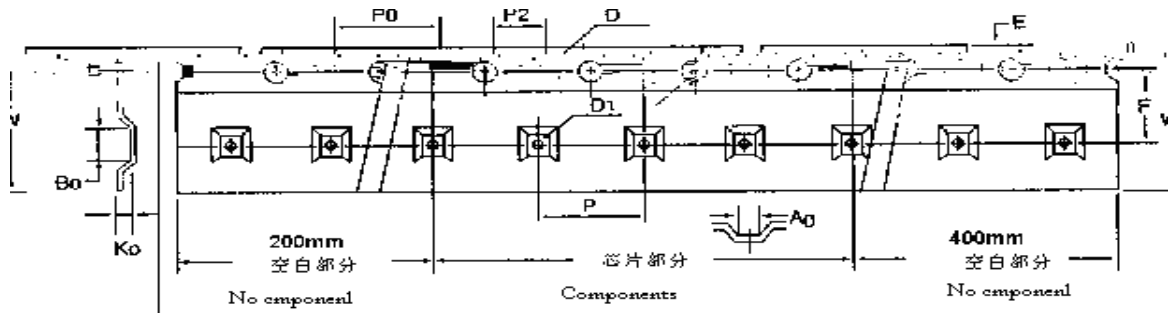


4 Taping dimensions Unit: mm

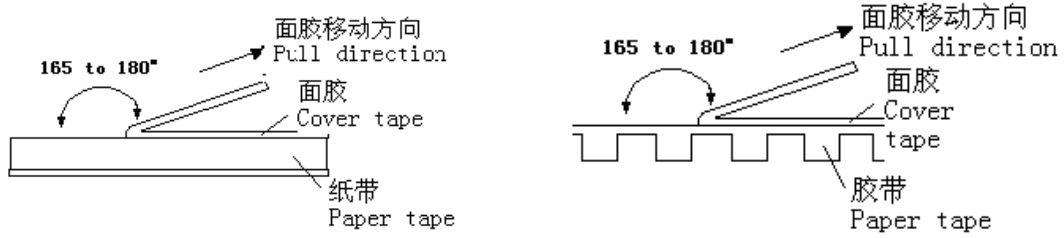
Paper tape



5 Embossed tape



6 Peeling off force



Packaging number (Unit: Pcs)

SIZE			
REEL			
BOX			
CASE			

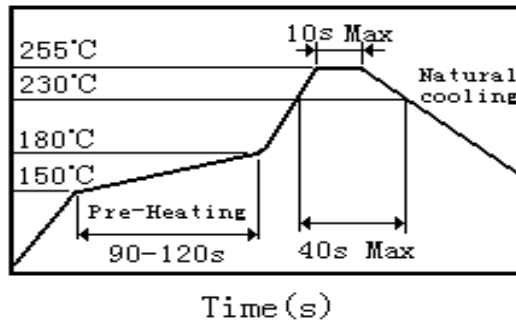
8) Label stick station



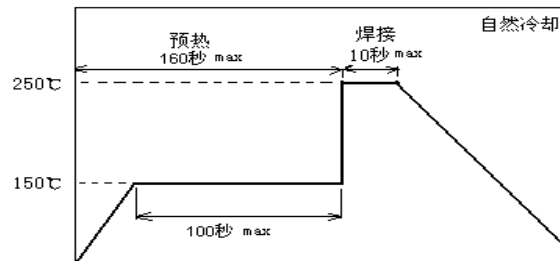
7 Soldering Conditions

Soldering conditions

Reflow soldering profile

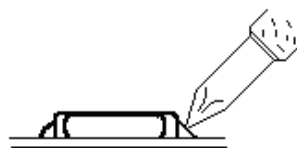


Flow soldering profile



4

Iron soldering



8

Cleaning

Cleaning Conditions

9

Storage Requirements

Storage period

Storage conditions

10

Usage Of ODS

11

Notes