


Multilayer Chip Antenna – SLDA Series

Operating Temp. : -40 ~+85



FEATURES

- Light weight, compact
- Wide bandwidth, low cost
- Built-in antenna with high gain

APPLICATIONS

- Bluetooth, Wireless LAN, Mobile TV
- Home RF system, etc
- RFID

PRODUCT IDENTIFICATION

SLDA **31** **-2R800G** **-S1** **I** **F**

| | |
|------|-------------------------|
| Type | |
| SLDA | Multilayer Chip Antenna |

| External Dimensions (L×W) (mm) | |
|--------------------------------|----------|
| 31 | 3.2×1.6 |
| 52 | 5.2×2.1 |
| 62 | 6.0×2.0 |
| 72 | 7.0×2.0 |
| 81 | 8.0×1.0 |
| 92 | 9.0×2.0 |
| 16030 | 16.0×3.0 |
| 35050 | 35.0×5.0 |

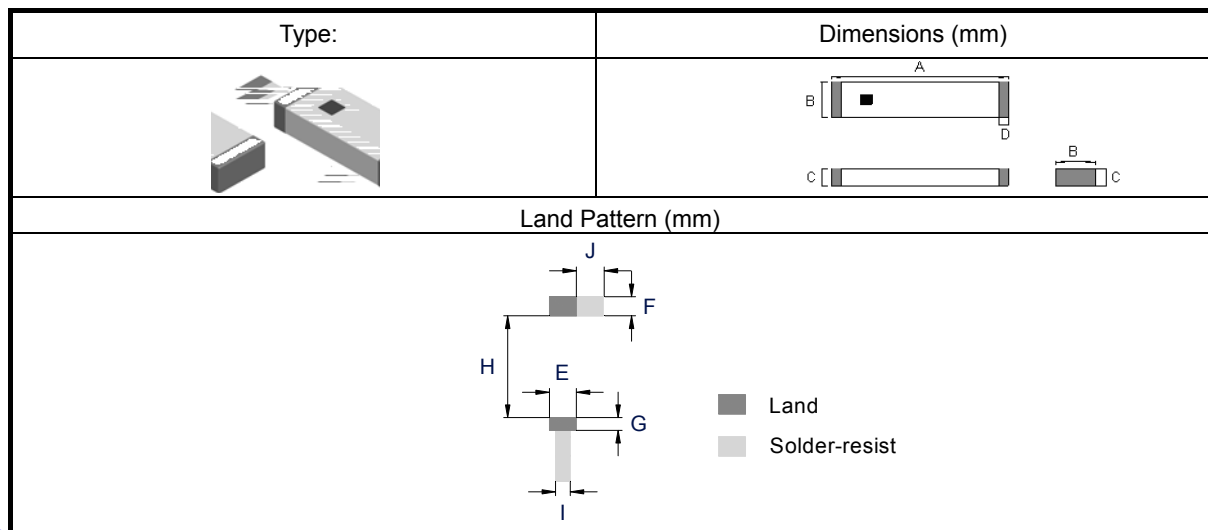
| Center Frequency | |
|------------------|---------------|
| Example | Nominal Value |
| 2R800G | 2800.0MHz |
| 2R470G | 2470.0MHz |
| 0R650G | 650.0MHz |

| |
|--------------|
| Series Code |
| S1, 01, etc. |

| | |
|---------|-------------|
| Packing | |
| T | Tape & Reel |

| |
|-----------------------------------|
| Hazardous Substance Free Products |
| F |

SHAPE AND DIMENSIONS



Sunlord

Specifications subject to change without notice. Please check our website for latest information. Revised 2017/04/15

Sunlord Industrial Park, Dafuyuan Industrial Zone, Guanlan, Shenzhen, China 518110 Tel: 0086-755-29832660 Fax: 0086-755-82269029 E-Mail: sunlord@sunlordinc.com

SHAPE AND DIMENSIONS

| Series | A | B | C | D | E | F | G | H | I | J |
|--------|---------|---------|---------|---------|---------|---------|---------|---------|-----|---------|
| SLDA31 | 3.2±0.2 | 1.6±0.2 | 1.2±0.2 | 0.5±0.2 | 1.6±0.2 | 0.8±0.2 | 0.8±0.2 | 2.6±0.2 | 1.4 | 1.6±0.2 |

SPECIFICATIONS

SLDA31 TYPE

| Part Number | Band Width | Peak Gain | Average Gain | VSWR | Impedance | Power Capacity |
|--------------------|------------|-------------|--------------|-------|-----------|----------------|
| | MHz | V-XZ | V-XZ | In BW | | W |
| SLDA31-2R800G-S1TF | 100 | 0.5dBi Typ. | -1dBi Typ. | <2 | 50 | 3 |
| SLDA31-3R400G-S1TF | 100 | 0.5dBi Typ. | -1dBi Typ. | <2 | 50 | 3 |

SLDA52 TYPE

| Part Number | Band Width | Peak Gain | Average Gain | VSWR | Impedance | Power Capacity |
|--------------------|------------|-------------|--------------|-------|-----------|----------------|
| | MHz | V-XZ | V-XZ | In BW | | W |
| SLDA52-2R350G-S1TF | 150 | 2.5dBi Typ. | 0.5dBi Typ. | <2 | 50 | 3 |
| SLDA52-2R510G-S1TF | 200 | 2.5dBi Typ. | 0.5dBi Typ. | <2 | 50 | |
| SLDA52-2R540G-S1TF | 200 | 2.5dBi Typ. | 0.5dBi Typ. | <2 | 50 | |
| SLDA52-2R710G-S1TF | 200 | 2.5dBi Typ. | 0.5dBi Typ. | <2 | 50 | |
| SLDA52-2R780G-S1TF | 200 | 2.5dBi Typ. | 0.5dBi Typ. | <2 | 50 | |

SLDA62 TYPE

| Part Number | Band Width | Peak Gain | Average Gain | VSWR | Impedance | Power Capacity |
|--------------------|------------|-------------|--------------|-------|-----------|----------------|
| | MHz | V-XZ | V-XZ | In BW | | W |
| SLDA62-2R640G-01TF | 200 | 2.6dBi Typ. | 0.7dBi Typ. | <2 | 50 | 3 |

SLDA72 TYPE

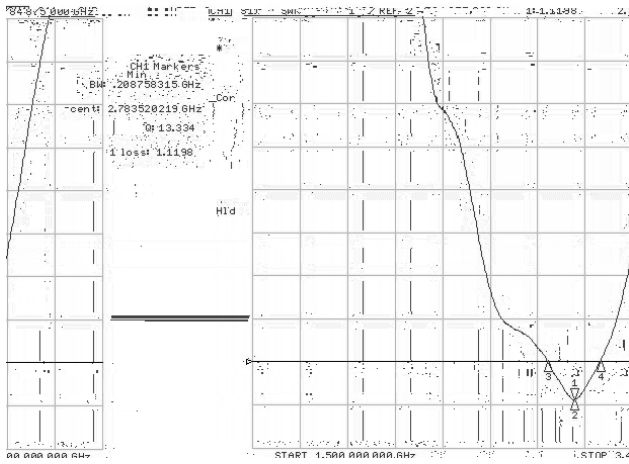
| Part Number | Band Width | Peak Gain | Average Gain | VSWR | Impedance | Power Capacity |
|--------------------|------------|-------------|--------------|-------|-----------|----------------|
| | MHz | V-XZ | V-XZ | In BW | | W |
| SLDA72-2R470G-S1TF | 200 | 2.7dBi Typ. | 1.0dBi Typ. | <2 | 50 | 3 |
| SLDA72-2R860G-02TF | 200 | 2.7dBi Typ. | 1.0dBi Typ. | <2 | 50 | |

SLDA81 TYPE

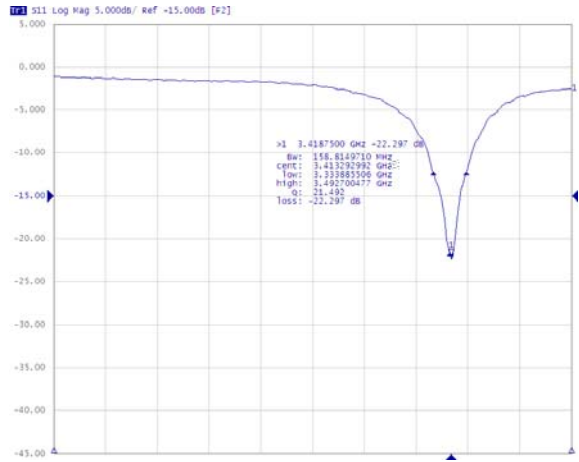
| Part Number | Band Width | Peak Gain | Average Gain | VSWR | Impedance P | Power Capacity |
|--------------------|------------|-------------|--------------|------|----------------|----------------|
| | MHz | | | | | |
| SLDA81-3R010G-S1TF | 200 | 2.0dBi Typ. | 0.5dBi Typ. | <2 | 50 | 3 |

RETURN LOSS

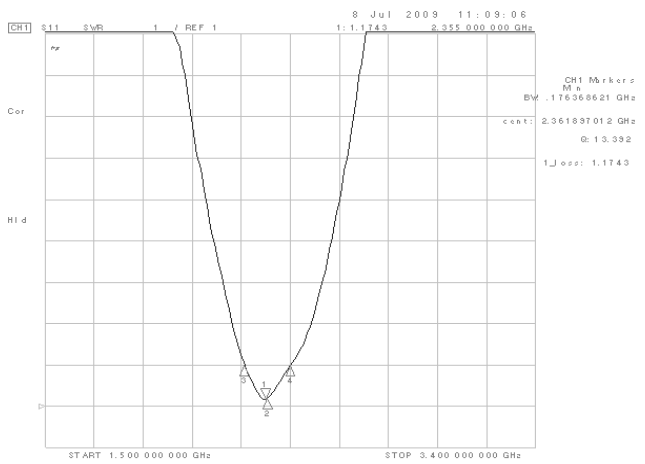
SLDA31-2R800G-S1TF



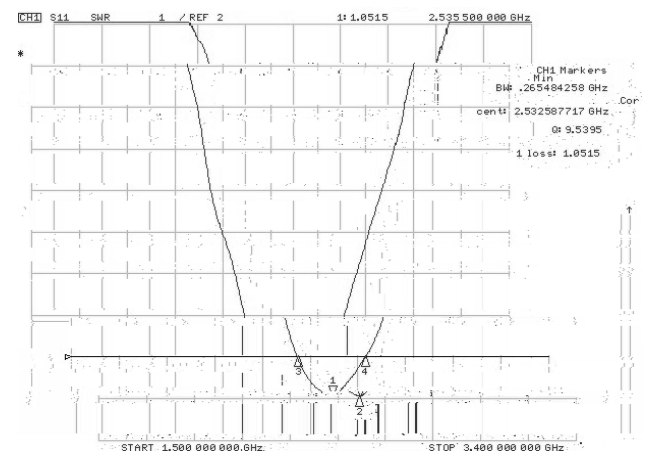
SLDA31-3R400G-S1TF



SLDA52-2R350G-S1TF



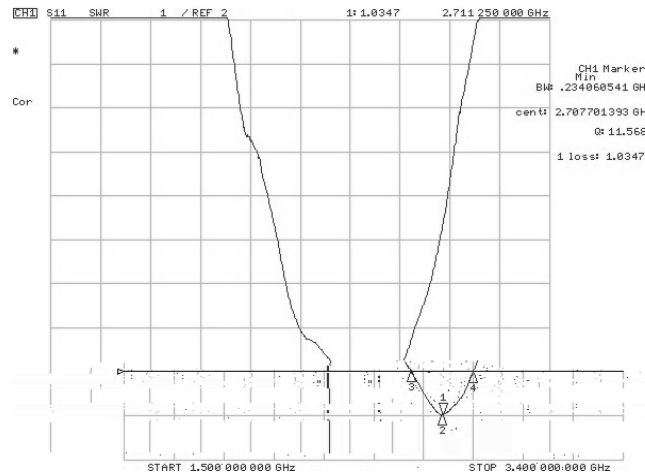
SLDA52-2R510G-S1TF



SLDA52-2R540G-S1TF



SLDA52-2R710G-S1TF



RETURN LOSS

SLDA16030-0R433G-S1TF

SLDA35050-0R650G-S1TF

